


uhsen



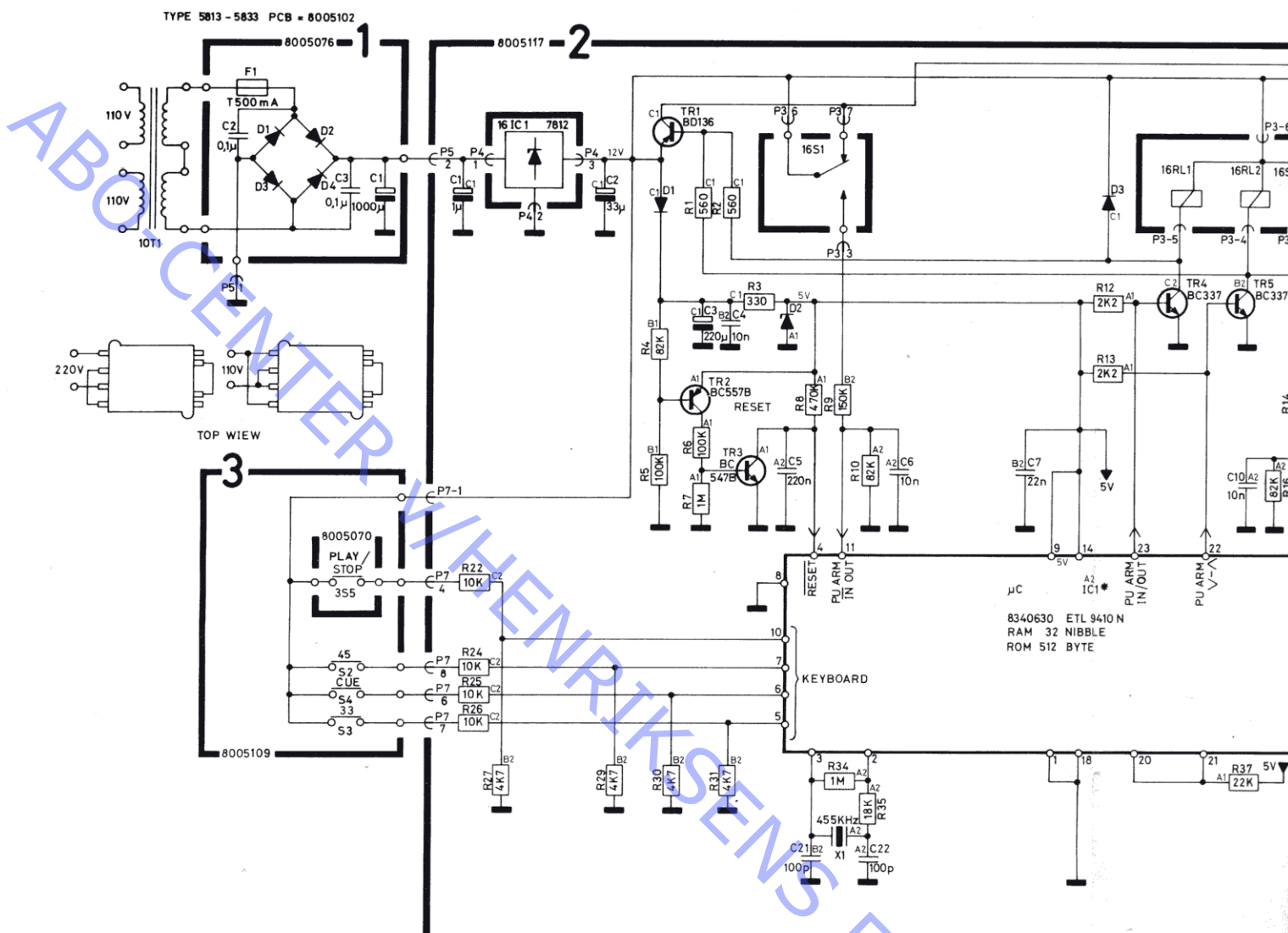
Beogram RX-2
Type 5831 - 5833 - 5835
Supplement for
Beogram 1800, 2000, 5000

ABO-CENTER V/HENRIKSENS ELEKTRONIK

0608690231

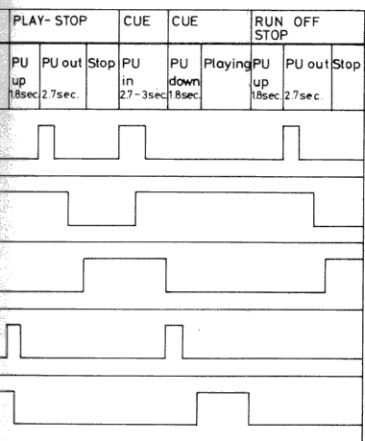
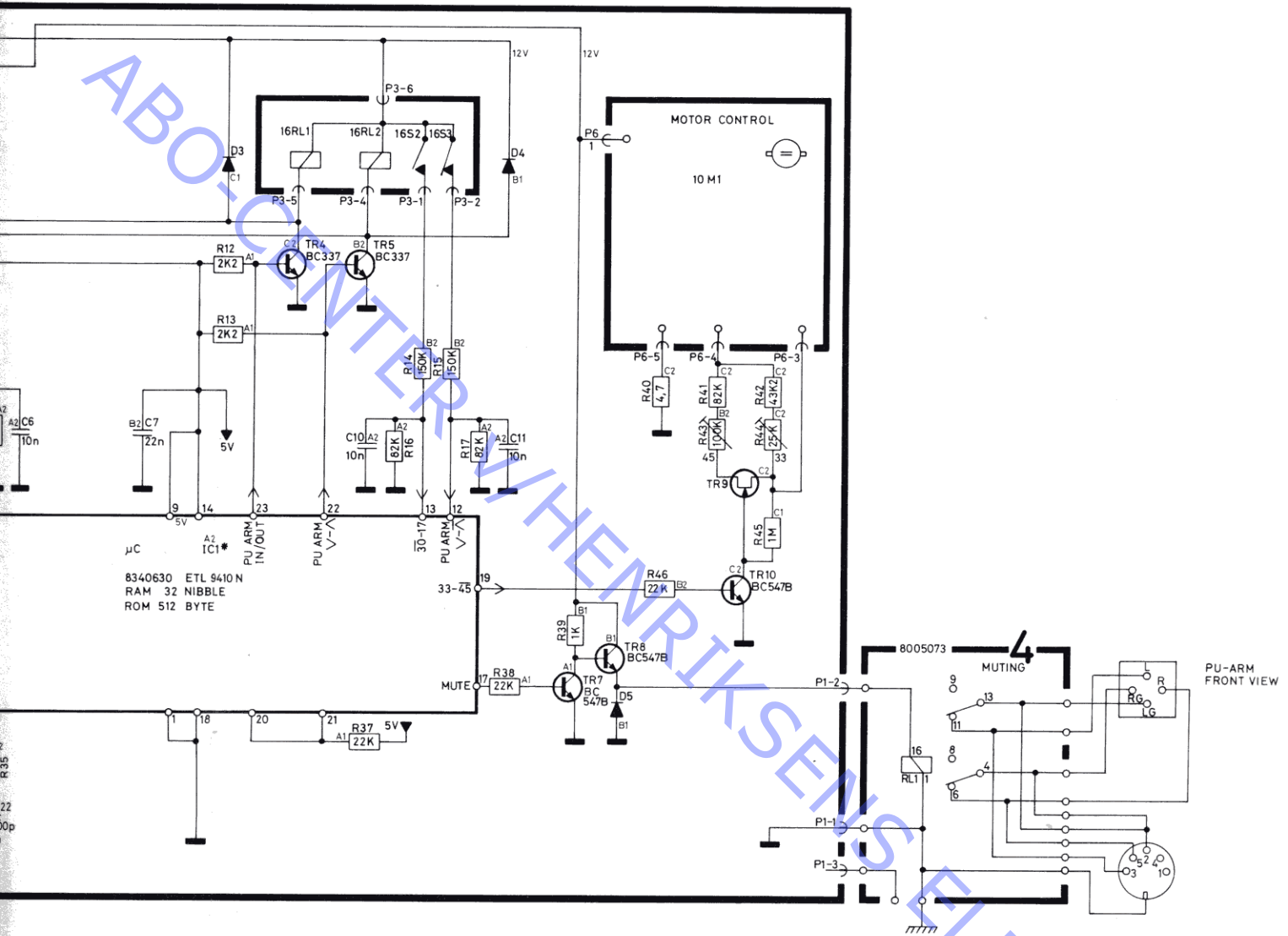
SERVICEANVISNING
SERVICE MANUAL
SERVICE ANLEITUNG





	ACTIVATE	PLAY - STOP		CUE		PLAY-STOP		CUE		RUN OFF STOP					
		PU in	PU down	PU up	Pause	PU down	PU up	PU out	Stop	PU in	PU down	Playing	PU up	PU out	Stop
17cm record on turntable		27-3sec	1.8sec	1.8sec		1.8sec	1.8sec	2.7sec		27-3sec	1.8sec		1.8sec	2.7sec	
PU arm in/out output	PIN 23 (16RL1)	[Timing diagram showing pulses]													
30/17 cm. input	* PIN 13 (16S2)	[Timing diagram showing pulses]													
PU arm in/out input	PIN 11 (16S1)	[Timing diagram showing pulses]													
Lift/lower output	PIN 22 (16RL2)	[Timing diagram showing pulses]													
Lift/lower input	PIN 12 (16S3)	[Timing diagram showing pulses]													

* PIN 13 is constant low with 30 cm. record



Explanation of the fuse symbols used in the set:
 Replace with same type 500 mA-250 V Slow acting fuse.

GND	1	24	D0
CK0	2	23	D1
CK1	3	22	D2
RESET	4	21	D3
L7	5	20	G3
L6	6	19	G2
L5	7	18	G1
L4	8	17	G0
Vcc	9	16	SK
L3	10	15	SO
L2	11	14	SI
L1	12	13	LO